


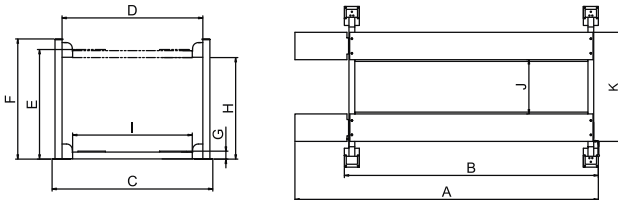


PSE4P-165C, PSE4P-165H

Professional Deluxe 4-post Parking Lifts one of the best 4-post parking lifts in the market.

FEATURES

- 8,000lbs lifting capacity
- PSE exclusive hidden safety locks and manual single-point lock release
- Multi safety locks in each column
- Adjustable lock ladder
- Automatic safety locks combined with redundant anti-fall devices
- Double- shaped columns for increased strength
- Non-slip platform
- Flexible Design: power side column can be installed at any corner
- PSE 5-3-2 Warranty




SPECIFICATIONS

Model	Lifting Capacity	Lifting Time	A		B		C		D		E		F		G		H		I		J		K		Gross Weight	Motor Power
			Overall Length (Inc.Ramps)	Overall Length (No Inc.Ramps)	Overall Width	Width Between Posts	Max.Lifting Height	Overall Height	Minimum Height	Max. Undereath Height	Drive-Thru Clearance	Width Between Runways	Outside Edge of Runways	Overall Length	Overall Width	Minimum Height	Max. Undereath Height	Drive-Thru Clearance	Width Between Runways	Outside Edge of Runways						
PSE4P-165C	8,000lbs (3500kg)	835/315	207" (5257mm)	173 1/4" (4400mm)	109 5/8" (2784mm)	96" (2438mm)	73 3/4" (1872mm)	82 7/8" (2105mm)	6 1/8" (155mm)	69" (1752mm)	81 5/8" (2074mm)	37" (940mm)	74 3/8" (1890mm)	1,649lbs (747kg)	1.0HP,110V 2.0HP,220V											
PSE4P-165H	8,000lbs (3500kg)	835/315	207" (5257mm)	173 1/4" (4400mm)	109 5/8" (2784mm)	96" (2438mm)	87 3/4" (2227mm)	96 5/8" (2453mm)	6 1/8" (155mm)	83" (2107mm)	81 5/8" (2074mm)	37" (940mm)	74 3/8" (1890mm)	1,704lbs (773kg)	1.0HP,110V 2.0HP,220V											

EXCLUSIVE FEATURES




Hidden locking device and manual single-point safety lock release.




Commercial double safety locks provide additional safety.


OPTIONAL PARTS



Optional Caster Kits help easily maneuver the parking lift. one set 4pcs.
Kit No: PSE4P-40801




90° installation plate for installing the power unit at the side of a column.
Optional Kit No: PSE4P-40802




Optional Aluminum alloy drive in ramps. Weight for the set is 40 lbs (18 kg).
Kit No: PSE4P-40803



Optional Drip Trays one set 4pcs .
Kit No: PSE4P-40806
Specifications 36 5/8" * 23 5/8"



Optional Jack Tray Kit No: PSE4P-40808



Optional PSESJ-5H sliding jack with hand pump. 1.5" and 2.5" extension adapters included. Capacity 5,000lbs.

DWI Power Systems - www.DWIProSeries.com
Home of Pro Series Equipment
130 Commerce Drive
Franklin, IN 46131
888-736-5094